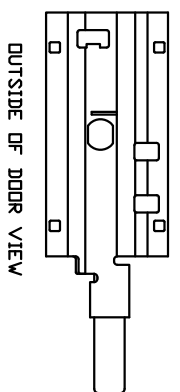
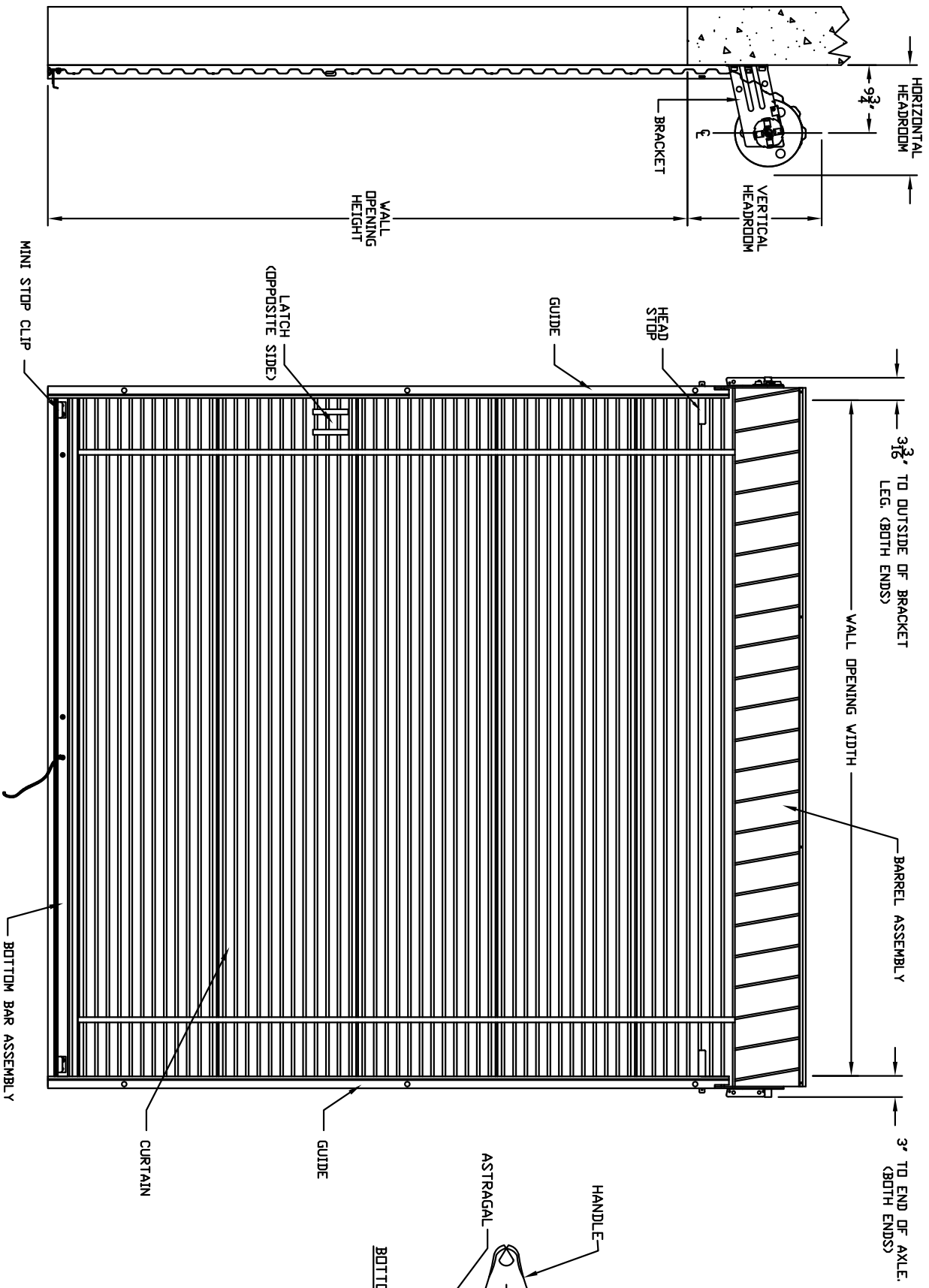


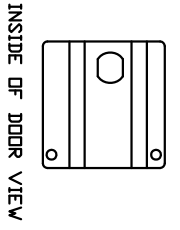
HEADROOM REQUIRED

OPENING HEIGHT	VERTICAL HEADROOM	HORIZONTAL HEADROOM
THRU 7'-4"	15-1/2"	17"
DYER 7'-4" THRU 8'-8"	16"	17-1/2"
DYER 8'-8" THRU 10'-0"	17"	18-1/4"

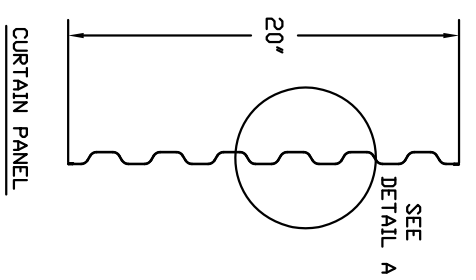
- CLEARANCES SHOWN ARE MAXIMUMS, LESSER CLEARANCES MAY BE POSSIBLE.
- ALL OPENING PREPARATION AND FIELD PAINTING SHALL BE PROVIDED BY OTHERS.
- CURTAIN FINISH SHALL BE SILICON POLYESTER PRE-PAINT OVER GALVANIZED GRADE 80 STEEL.
- GUIDES, BRACKETS, BOTTOM BAR ANGLE, HEAD STOPS AND HANDLES ARE ZINC COATED.
- UNLESS OTHERWISE NOTED, LOCKING SHALL BE BY SINGLE MINI SLIDE LATCH BOLTED TO CURTAIN AND SUITABLE FOR DOUBLE PADLOCKS AND SINGLE CYLINDER LOCK BY OTHERS.
- LATCH COVER IS YELLOW ZINC (STAINLESS STEEL OPTIONAL) AND SLIDE IS MAGNETIC STAINLESS.



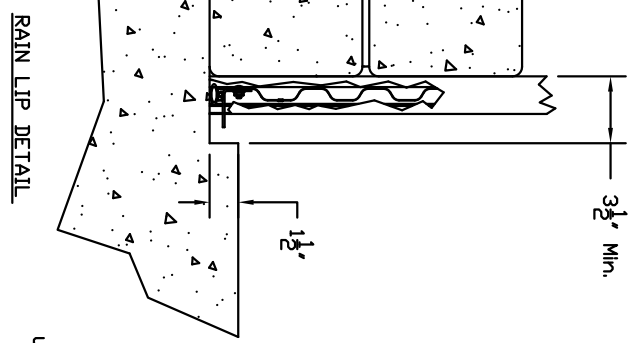
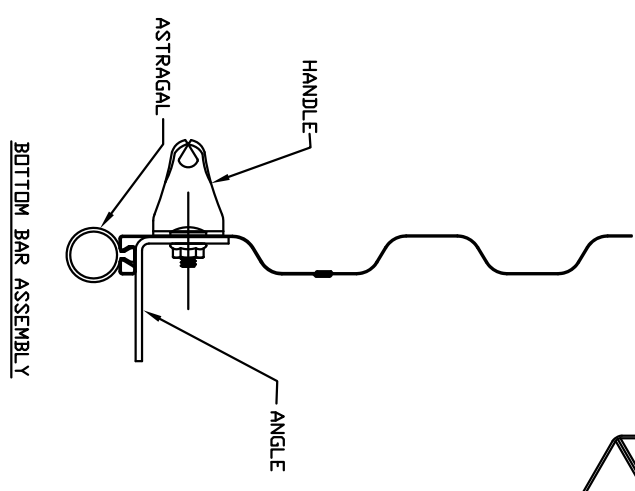
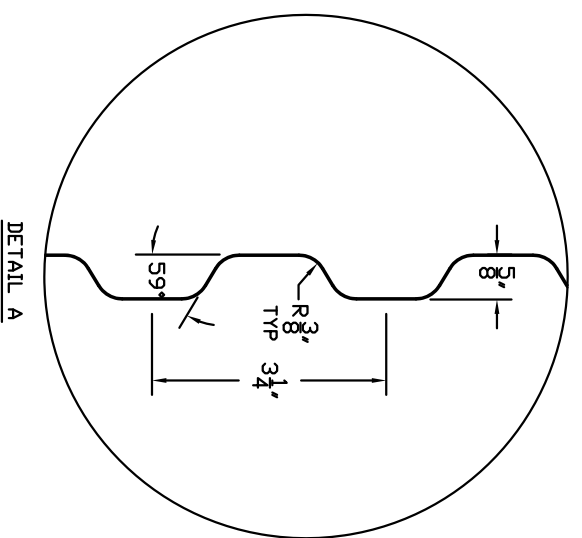
MINI LATCH CYLINDER
LOCK BACK PLATE
(ONLY USED WITH CYLINDER LOCK)



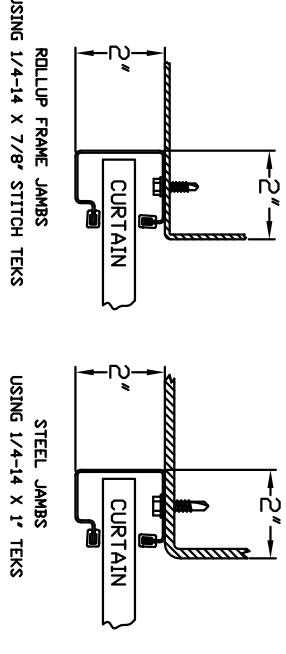
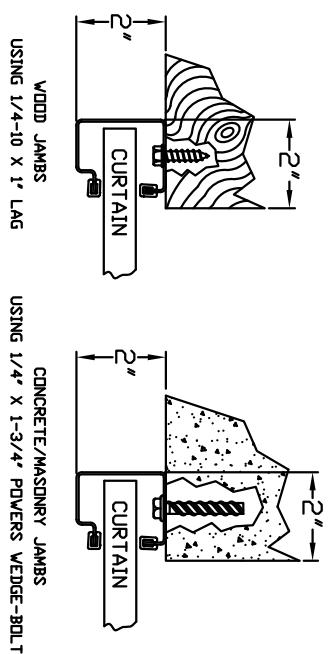
MINI STOP CLIP



SEE
DETAIL A



26 GA CURTAIN DETAIL



18 GA GUIDE MOUNTING DETAIL

FACTORY ORDER NUMBER	DOOR SERIES	QTY	OPENING SIZE		JAMB TYPE			OUTSIDE CURTAIN COLOR	ADDED OPTIONS
			WIDTH	HEIGHT	STEEL	CONC./MAS.	WOOD		
	150C								

MINI DOOR SERIES: 150C	
PROJECT:	
ARCHITECT:	
CONTRACTOR:	
DISTRIBUTOR:	
PLANT:	
DRAWN BY:	DATE:
APPROVED BY:	DATE:
ENGR. CERT. NO.:	
DRAWING NUMBER:	SHT. OF

